



JMAZ[®]

VISION WARM WHITE

PROFILE 300Z

300W Warm White LED Ellipsoidal Profile Light w/ Zoom

Vision Profile 300Z CW is a super high output ellipsoidal profile fixture. It comes available in either a 300-watt Warm White (3200K) option. JMAZ Designed to replace the 1K Tungsten Halogen fixture, the Vision Profile 300Z CW projects a soft yet bright field of light and its high CRI (Color Rendering Index) of 97, makes this fixture ideal for television and film. With a zoom range of 18-38 degrees (manually adjustable) and 4-leaf framing system, this fixture lets you control the shape and the location of where the light shines. The Vision Profile 300Z CW is light-weight, compact, and has rotary, key, and DMX dimmer control. Installation and patching is fast and easy with RDM protocol.

These features and more make the Vision Profile 300Z CW the ideal replacement for traditional ellipsoidal fixtures.

MAIN FEATURES

- 1 x 300-watt LED
- Color Temperature: Either 3200K
- Color Rendering Index: CRI 97, R9≥90, TLCI up to 98
- Beam Angle: Manual Zoom from 18-38 degrees
- Dimming: Smooth 16 bit Flicker Free Dimming w/ Adjustable Dimming Curve
- Lens Barrel: Compatible with Industry Standard
- Control: Master/Slave, DMX in/through, Standalone, RDM
- Housing: Aluminum
- Fan: No Fan (Silent operation)

TECHNICAL SPECIFICATIONS

LIGHT SOURCE

- Source: 300W WW LED

BODY

- ABS die-cast plastic w/ aluminum structure

ELECTRONICS

- Dimmer: 0-100% Linear Dimmer
- Strobe/Shutter: 25 T/sec
- Color Temperature: 3200K

ELECTRICAL

- Mains Power Supply: AC Mains
- Max Power Consumption: 250W
- Input Voltage: AC 100-240V, 50HZ/60HZ
-

UPC

- 093674449800

OPTICS

- Zoom: 18-38°

DYNAMIC EFFECTS

- Profile/Spot Effect

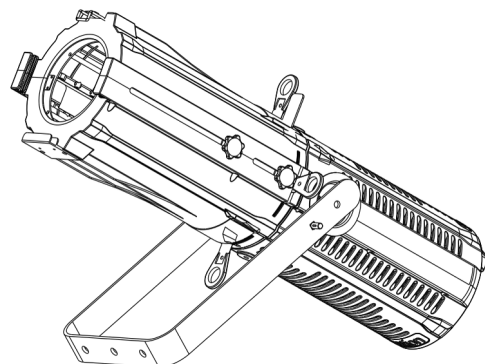
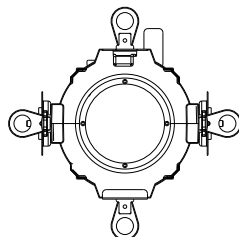
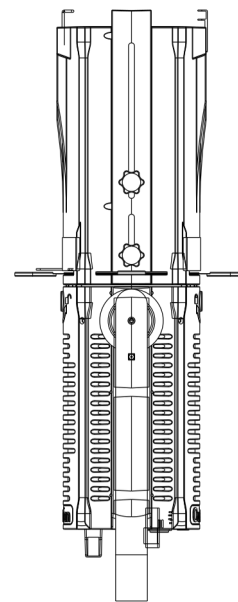
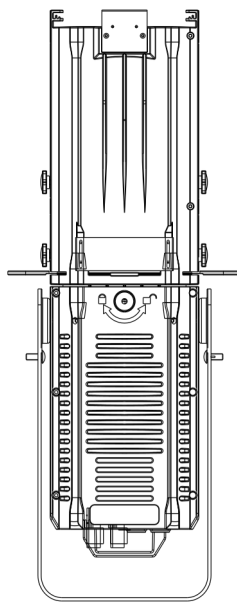
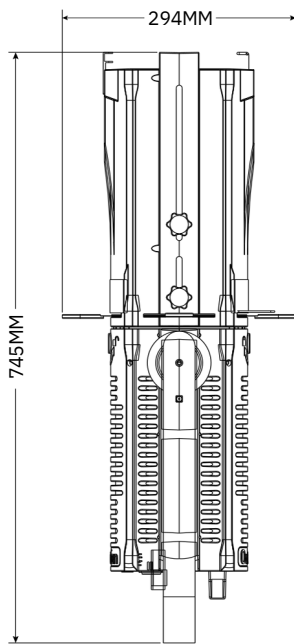
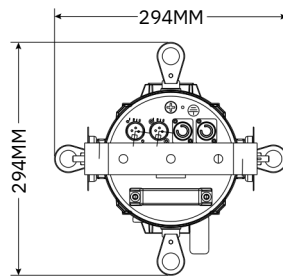
CONTROL

- Protocols: DMX512
- DMX Channels: 1/2/3 Channel Modes
- Manual Framing
- Manual Zoom

PHYSICAL

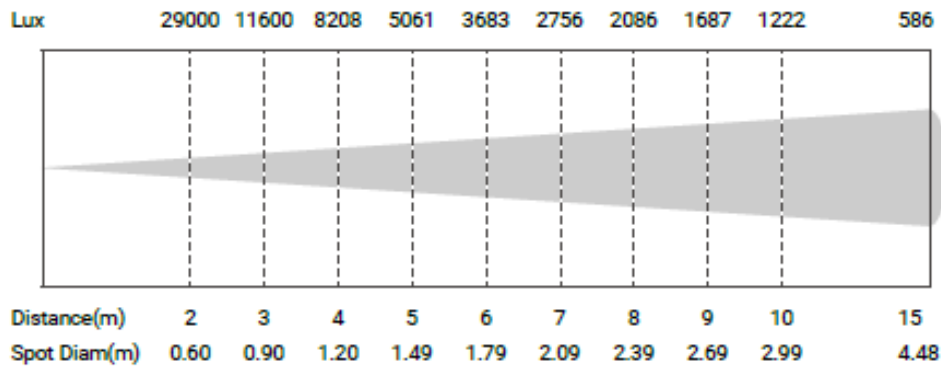
- IP Rating: 20
- Cooling: Fan
- Data Connection: 3-PinDMX
- Power Connection: Power-CON
- Dimensions: 31" x 14" x 14"
- Weight: 25.4 lbs

TECHNICAL DRAWINGS

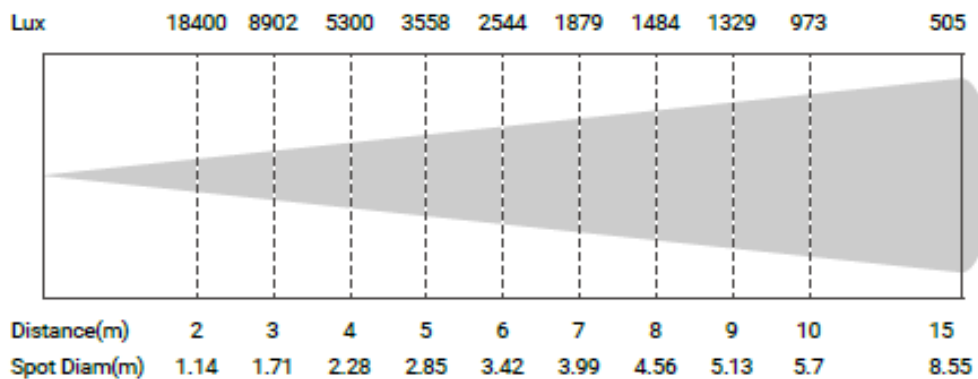


PHOTOMETRICS DIAGRAM

Photometric



Min. Spot - 18°



Max. Spot - 38°