

ID code and LED color corresponding correlation

- 1: RED 2: GREEN 3: RED+GREEN=YELLOW 4: BLUE
 5: RED+BLUE=PURPLE 6: GREEN+BLUE=CYAN
 7: RED+GREEN+BLUE= WHITE

Operating Instructions

1. Press key 1 time to indicate ID setting, Press again to set ID, then ID value adding 1 each time by press
2. Working condition:
 LED constant lit up: NO wireless signal
 Green LED flash: Receiving normal wireless signal
3. RF frequency-----2.400-2.4835G, it's searching automatically.
4. ID Code-----"1-7" groups ID code, press "ID " Key for setting, it only can works under same ID code of transmitter and receiver.

Establishing Communication

1. Plug the receiver into the light fixture.
2. Press "ID" Key button to set same ID value of transmitted board and received board, please use different ID value if you need use more then 1group wireless net at same time in same place.
3. The receiver changes communicated frequency section. Green LED flash till received corrected same ID value, LED flash more fast once DMX data more fast.
4. Communication was established correctly then

6. Operating Instructions**Power supply:**

This product provides optional power supply -Ac88v ~ 256v power cord and rechargeable battery(18650 7.4V 2600MAH). When finish using the unit, please turn off the power for saving more energy.

Master slider:

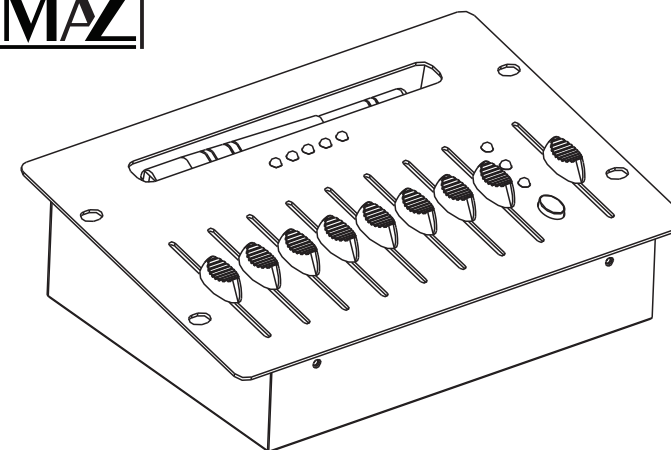
Master slider can adjust the values of 1~24 channels, and it provides total-control towards overall DMX output.

Faders (1~8) :

These eight faders provide direct control over the corresponding dimmers, and thus the intensity for any connected lumina

Page Select --Page A & B & C:

This button allow you to select Page A (1-8 channels) and Page B (9-16channels) and Page C (17-24channels) to extend total control channels be 24 channels

DMX 512 CONTROLLER SERIES**JMAZ**®

□ D-24
 Simple Wireless →

Version:3.0 03 MAY 2018

USER MANUAL

This product manual contains important information about the safe installation and use of this product. Please read and follow these instructions carefully and keep this manual in a safe place for future reference.

1. General instruction

We wish to express our gratitude for your purchase of our digital product . You now own a professional 24-channel DMXcontroller with many useful functions. The Product is a compact and portable device and it has optional power supply -AC 88v ~ 256v and a rechargeable battery pack. The unit is convenient to carry and easy to operate for users.

2. Safety rules

Before operating, please read the User's Manual thoroughly. That would be necessary and helpful for you to use the unit more availably and effectively. The following rules give important information regarding safety during use and maintenance:

Keep the unit dry, do not expose it to water or high levels of humid.

Don't try to dismantle or modify the product without any authorized permission.

Keep the unit away from magnetic fields when operating.

Do not make any inflammable liquids or metal objects enter the unit.

Handle this product with great care, any strong shocks or vibration may result in malfunction.

This unit must only be operated by adults, do not allow children to tamper or play with it.

Do not operate this unit if the ambient temperature exceeds 45°C.

Should any liquid be spilled on the unit, disconnect the power supply to the product immediately.

Should the unit not be used for a long period of time, please take out the battery.

3. Notice Information

When unpacking the unit, please make sure that Product has not suffered any damage during transportation. Should any damage have occurred, please do not use it and contact the dealer/retailer immediately.

We would not be responsible for any resulting damage due to your inobservance or improper doings upon the unit. Never allow nonauthorized or unqualified personnel with any kind of intervention to the product.

Specifications and improvements in this design of this product and this manual are subject to change without any prior written notice!

4. Technical Specifications

Power Input: AC88v ~ 256v, external pouer supply line.

DMX Output: 3 PIN female DMX connector

Battery type: 18650 7.4V 2600MAH yechargeable battery pack.

Dimensions: 232 x 163 x 67 mm

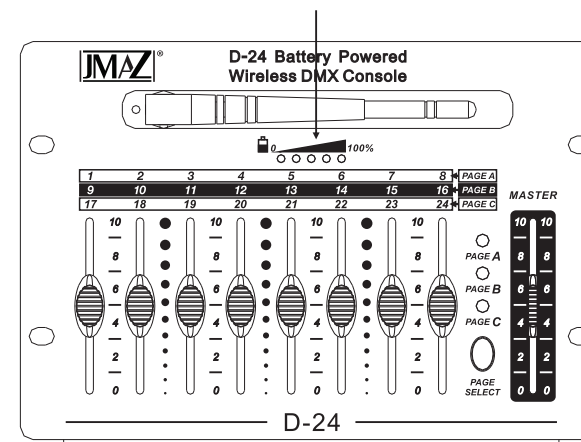
Weight : Abaout 1.25kg

5. Product view

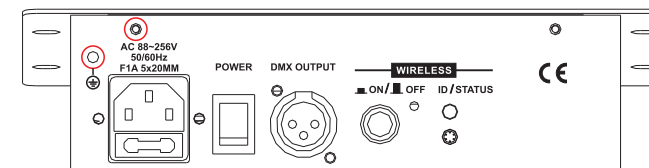
Front panel view

When charging, the below five LEDs successively flash from left (red) to right (green), means charging; until 100% right (green) LED long bright, said electrical full; as battery electricity was consumed, the below five LEDs successively long bright from right (green) to left (red), means consuming battery electricity; when 0% left(red) LED light out, meas electricity out.

Warm hint: charging should open power to fill electricity.



Rear panel view



Wireless Feature

- * Tricolor LED displaying
- * high anti-jamming ability to ensure working reliability.
- * 7 groups ID code set table, User can use 7 groups individual wireless net without any interfere each other in the same place.
- * Communication distance: 300M
- * Work frequency section: 2.4GHz ISM band
- * Receiver sensitive: -106dBm