




Galaxy Tube



User Manual

WWW.JMAZLIGHTING.COM

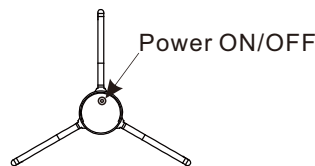
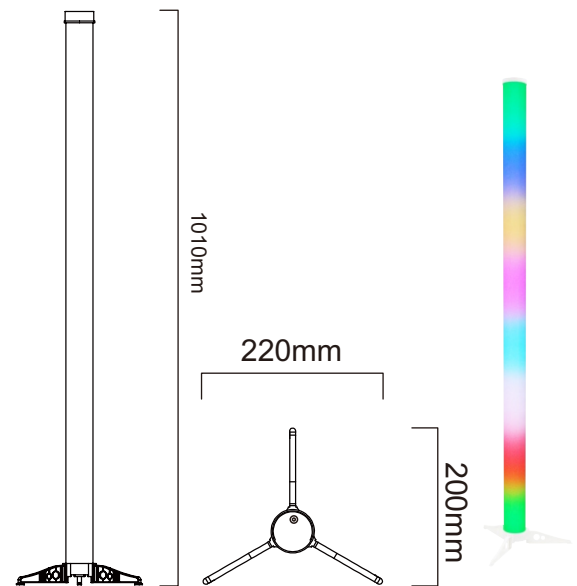


Galaxy Tube - Battery-Powered LED Tube Bar Light

The Galaxy Tube is a color changing LED effect that can be mounted vertically, horizontally or free standing with the included easy fit feet. The rechargeable lithium battery offers a run time of up to 12 hours from a single charge, and with no power cables to connect you are free to set up the unit wherever you want. The tube will operate in chase, fade, static and sound active modes and is supplied with a handle IR remote.

Specifications:

- .Power Supply: 100 -250 VAC, 50/60 Hz
- .Light Source: 30 SMD 3 IN 1 LEDs
- .Strobe Rate: 0 to 30 Hz
- .Control: Auto, Flash, Fade, Sound & Static
Color
- .Material: Plastic housing
- .Li-battery:12V 2500MA
- .Recharging time:4-5hours
- .Working time: 8hours(All ON)
- .Input Voltage: 12.6 VDC/1A
- .Product dimensions: 220x200x1010mm
8.7"x7.9"x39.8"
- .N.W: 0.5 kgs/1.1lbs
- .Controller: IR Remote Controller



IR remote functions:

- 01- Sets the unit into blackout off(LED on)
- 02- Sets the unit into blackout on(LED off)
- 03- Sets the static colour (see chart key for colours)

A-Red	E-Lime Green	I-Magenta
B-Green	F-Pink	J-Yellow
C-Blue	G-Amber	K-Purple/Blue
D-Orange	H-Cyan	L-White
- 04- Runs the built-in programs, use the '+' and '-' buttons to go through the programs and then the 'Speed' button followed by the '+' and '-' buttons to adjust the program speed
- 05- Runs the sound programs, use the '+' and '-' buttons to go through the programs
- 06- Sets the LEDs to flash, use the '+' and '-' buttons to change the flash speed
- 07- Sets the built-in program speed. Press this button followed by the '+' and '-' buttons to adjust the program speed
- 08- Adjusts the built-in programs and built-in program speed, sound program, flash speed for static colour, brightness of static colour

